

I Love My Dad because...




Blank space for writing.

Blank space for writing.

Love you DAD


Me and my Dad

ALL ABOUT



DAD

My favorite memory with my Dad is...



His Birthday is...



His favorite food is...

My Dad is really good at

My Dad's favorite Bible verse



5 THINGS
I LOVE
ABOUT
MY DAD:

1.

2.

3.

4.

5.

MY DAD'S A SUPERHERO

My Dad is strong because he can _____.

My Dad is good at making _____.

When I need help my Dad _____.

When I'm scared Dad _____.

Dad shows me how to _____.

Dad makes me laugh when he _____.

i LOVE YOU DAD!

HAPPY FATHER'S DAY!



My dad's name is _____

Dad's favorite color is _____

Dad really likes to _____

Dad's favorite food is _____

My dad is really great at _____

My dad cooks the best _____


Dad's favorite game is _____

I like it when my dad _____

I'm thankful that my dad _____

I love you dad because _____


MY DAD'S PICTURE



I LOVE YOU DAD!



Homemade Cookies



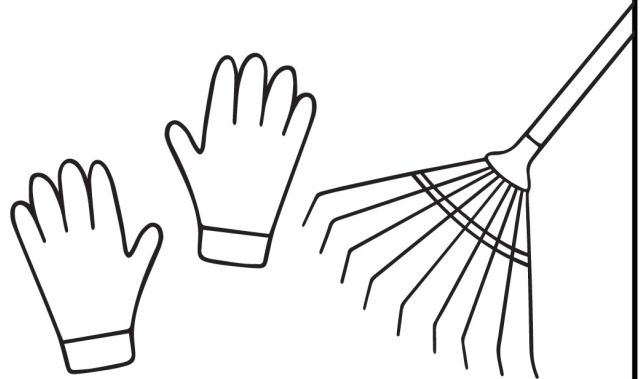
1 Car Wash




**1 Hour
Of
Quiet
Time**



1 Hour Of Yard Work





**You Pick
The
Game We
Play**



I Love You Always

My Dad Is...






Loved By Me!

Strong

FUN

The #1 Dad

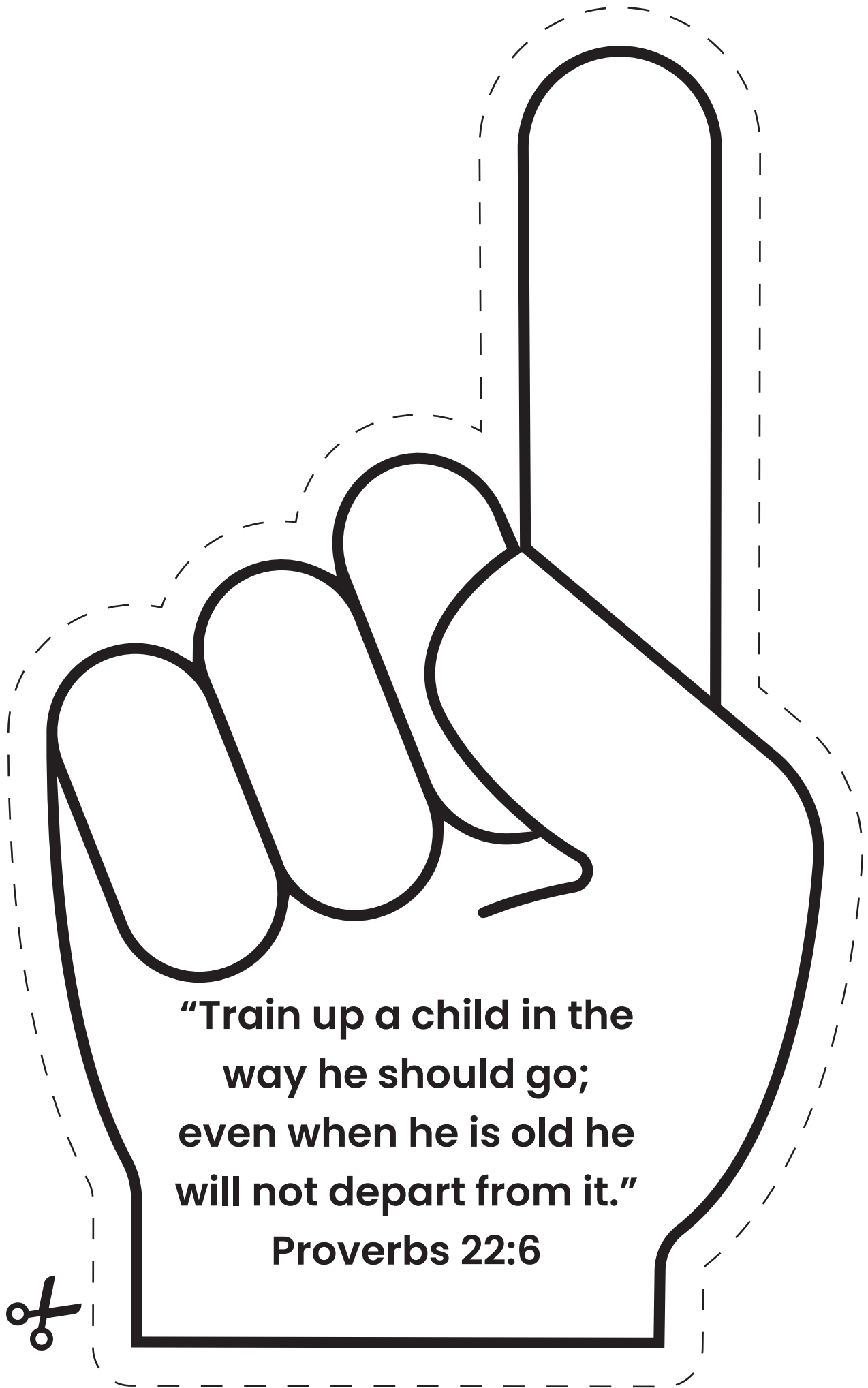
#1



#1



DAD






**“Train up a child in the
way he should go;
even when he is old he
will not depart from it.”
Proverbs 22:6**





**“Train up a child
in the way he should
go; even when
he is old he will not
depart from it.”
Proverbs 22:6**

DAD



My favorite memory with my Dad is...

My Dad's favorite Bible verse

I love my Dad because...

Three vertical solid lines are positioned in the center of the page, providing a guide for writing. They are spaced evenly across the width of the page.

I love my Dad because...


Three vertical solid lines are positioned in the center of the page, providing a guide for writing. They are spaced evenly across the width of the page.

**These
commandments that
I give you today are
to be on your hearts.**



Impress them on
your children.
Talk about them
when you sit at
home and when
you walk along the
road, when you lie
down and when
you get up.



DEUTERONOMY 6:6-7



Have I not
commanded you?
Be strong and
courageous. Do not
be afraid; do not be
discouraged,


**for the Lord your
God will be with you
wherever you go.**

JOSHUA 1:9



The righteous lead
blameless lives;
**blessed are their
children after
them.**

PROVERBS 20:7



Now fear the Lord
and serve him with
all faithfulness.



**But as for me and
my household, we
will serve the Lord.**

JOSHUA 24:14-15


Father's Day

SPY

Find & color these things
Dad might like

Golf Club
Necktie
Coffee Mug
Bacon
Watch
Doughnut
Hammer
Steak

LOVE




FATHER'S DAY

WORD SEARCH

I Y T I V W X D T Q K
I S P V M M W U S T P
L T L E A D E R Y T I
U R R O T C E T O R P
V O S R E H T A F C G
B N Y R S U H K B G H
Y G N E C K T I E W K
N W D I W Y G T F C T
N R A T G R I L L K W
U K D O O R E H R L W
F Y K S T R O P S N H

DAD
HERO
PROTECTOR
STRONG
FUNNY

GRILL
NECKTIE
SPORTS
LEADER
FATHER



Father's Day Craft

Supply List

One 8.5 inch paper plate

red card stock

foam paint brush

yellow circle (for center of plate)

yellow ribbon cut outs

blue paint

small assorted pom pom's (5mm)

black crayons or markers


scissors

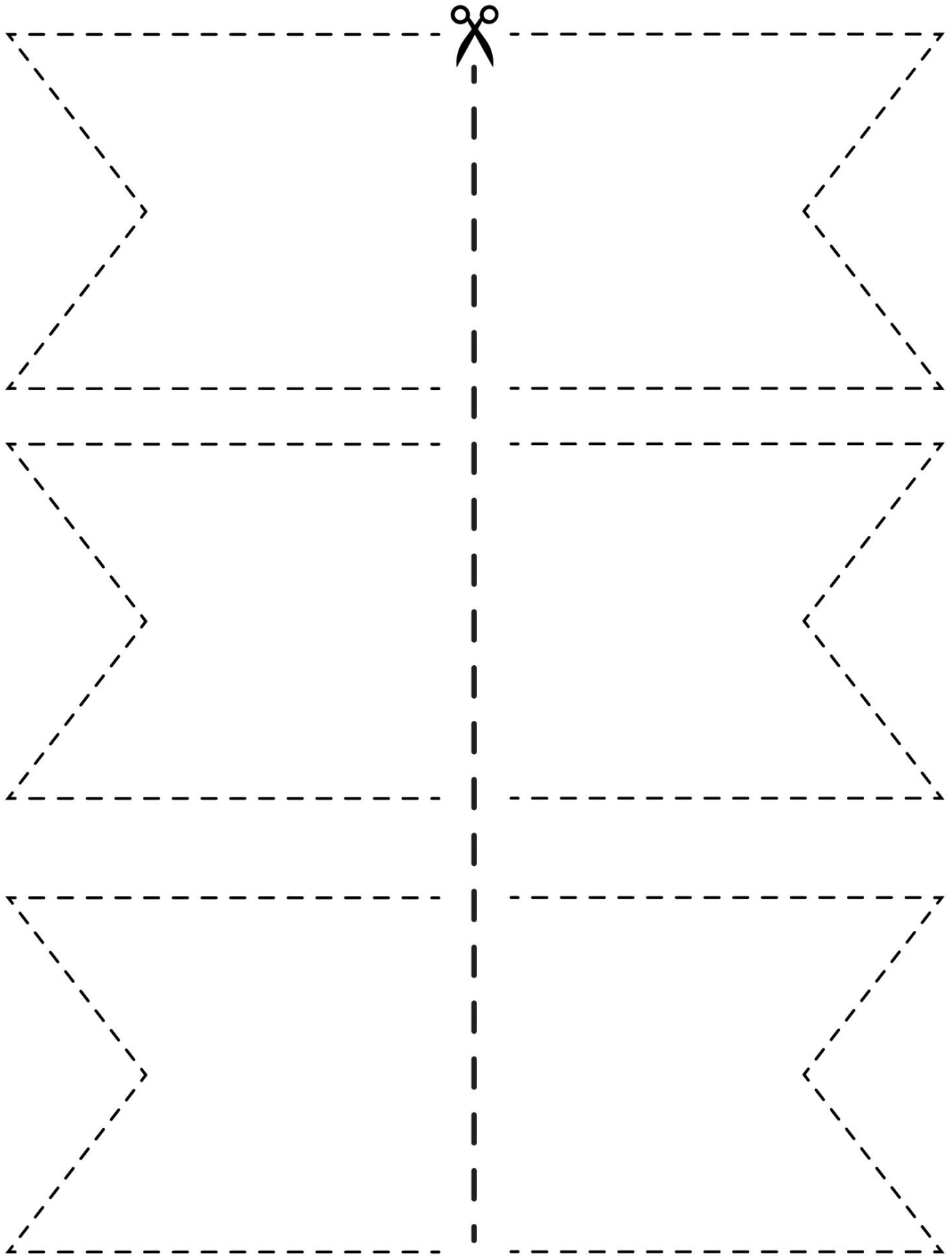
tape

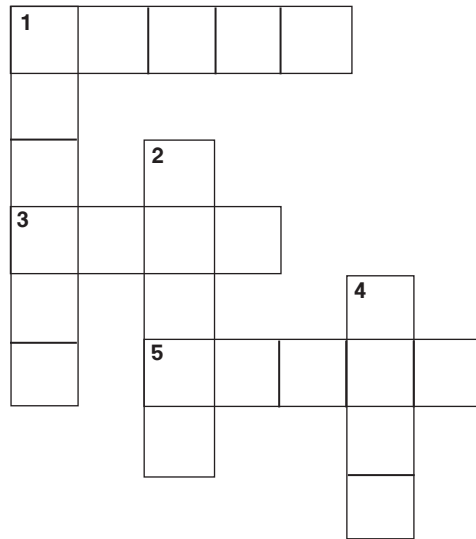
glue

Step-by-step instructions

1. Paint large paper plate blue
2. While paint dries trace and cut out child's handprint on the red cardstock
3. Cut out yellow ribbons and yellow circle
- 4: Tape down the handprint in the middle of the yellow circle. Put small pieces of tape on each finger to make them stay down.
5. Write the hashtag or number sign near the top of the hand with a black crayon or marker, then have the child write dad at the bottom of the circle.
6. Glue pom pom's around the edge of the yellow circle.
7. Create slits with the scissors around the edge of the paper plate.
8. Once the paint on the plate has dried tape the fully decorated circle to the middle of the plate.
9. Finally with tape attach the cardstock ribbon to the back of the paper plate.







Across

- 1. Isaac's 2nd son
- 3. Isaac's firstborn son
- 5. Abraham's son he almost sacrificed

Down

- 1. Jesus' dad
- 2. Solomon's dad
- 4. Jonathan's dad



Help The Lion Cub Find His Dad



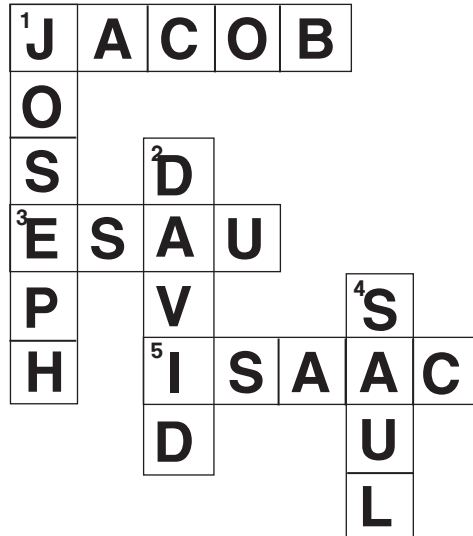
Unscramble The Names Of These Dad's From the Bible.

DAMA _ _ _ _

BHARAMA _ _ _ _ _

PJOHSE _ _ _ _ _

ANOH _ _ _



Across
 1. Isaac's 2nd son
 3. Isaac's firstborn son
 5. Abraham's son he almost sacrificed

Down
 1. Jesus' dad
 2. Solomon's dad
 4. Jonathan's dad



Help The Lion Cub Find His Dad



Unscramble The Names Of These Dad's From the Bible.

DAMA A D A M

BHARAMA A B R A H A M

PJOHSE J O S E P H

ANOH N O A H