



# Back to School Prayer Guide



## MONDAY

Pray for students. Pray that they may grow in wisdom and understanding, and that they will remain safe and feel secure. Pray that they would come to know God and grow in their knowledge of God and that they would be a light to their classmates and teachers.

## TUESDAY

Pray for teachers. Pray that they would connect with their students and that they would be loving examples of Christ to their students and coworkers. Pray that they would have the resources they need for their classrooms and they would sense the power and presence of God.

## WEDNESDAY



Pray for parents. Pray that they would be strong, godly examples to their kids and that they would partner with their child's teachers to create positive learning environments. Pray that they would come alongside to support their kids in whatever way they can and that they would love their kids fiercely.

## THURSDAY

Pray for schools. Pray for the administration at both the school and district level. Pray that schools would fill vacancies with loving, godly instructors. Pray for local, state and national governments and agencies, that they would make policy decisions that would help and not harm.

## FRIDAY

Pray for yourself. Ask God to show how you can get involved. How can you be the hands and feet of Christ in our schools? How can you support the students, teachers, parents and administrators of your local school? Be willing to be led however God wills.



# 25 Bible Memory Verses from Jesus

## VERSE FOR LIFE

Memory verses stay with children for a lifetime. In good times and in bad, these verses committed to memory remind us of our forgiving, loving, and risen Lord. Guide elementary-age children in their faith journey with these 25 Bible verses containing the words of Jesus Himself.

### Matthew

- ☐ 1. Matthew 5:43–44
- ☐ 2. Matthew 6:33
- ☐ 3. Matthew 11:28
- ☐ 4. Matthew 19:26
- ☐ 5. Matthew 23:12
- ☐ 6. Matthew 24:35
- ☐ 7. Matthew 28:20

### Mark

- ☐ 8. Mark 5:41–42
- ☐ 9. Mark 10:45
- ☐ 10. Mark 16:16

### Luke

- ☐ 11. Luke 6:31
- ☐ 12. Luke 11:9–10
- ☐ 13. Luke 12:8–9
- ☐ 14. Luke 16:13
- ☐ 15. Luke 17:6
- ☐ 16. Luke 18:16–17
- ☐ 17. Luke 22:19

### John

- ☐ 18. John 2:19
- ☐ 19. John 3:16
- ☐ 20. John 5:24
- ☐ 21. John 6:37
- ☐ 22. John 8:36
- ☐ 23. John 9:5
- ☐ 24. John 10:11
- ☐ 25. John 14:6



And the God of  
all grace, who  
called you to his  
eternal glory in  
Christ, after you  
have suffered a  
little while,

*will himself  
restore you  
and make you  
strong, firm  
and  
steadfast.*



1 Peter 5:10

© 2022 KidsBibleTeacher.com Graphics by Lisa Glanz

*I wait for the Lord,  
my whole being waits, and  
in his word*

I put my hope. Psalm 130:5



© 2022 KidsBibleTeacher.com | Graphics by Lisa Glanz

May the God of hope fill you with all joy and  
peace as you trust in him, so that you may

*overflow with hope*

by the power of the Holy Spirit.

Romans 15:13



© 2022 KidsBibleTeacher.com | Graphics by Lisa Glanz

But the eyes of  
the Lord are on  
those who fear  
him, on those  
whose

*hope  
is in his  
unfailing  
love*

Psalm 33:18

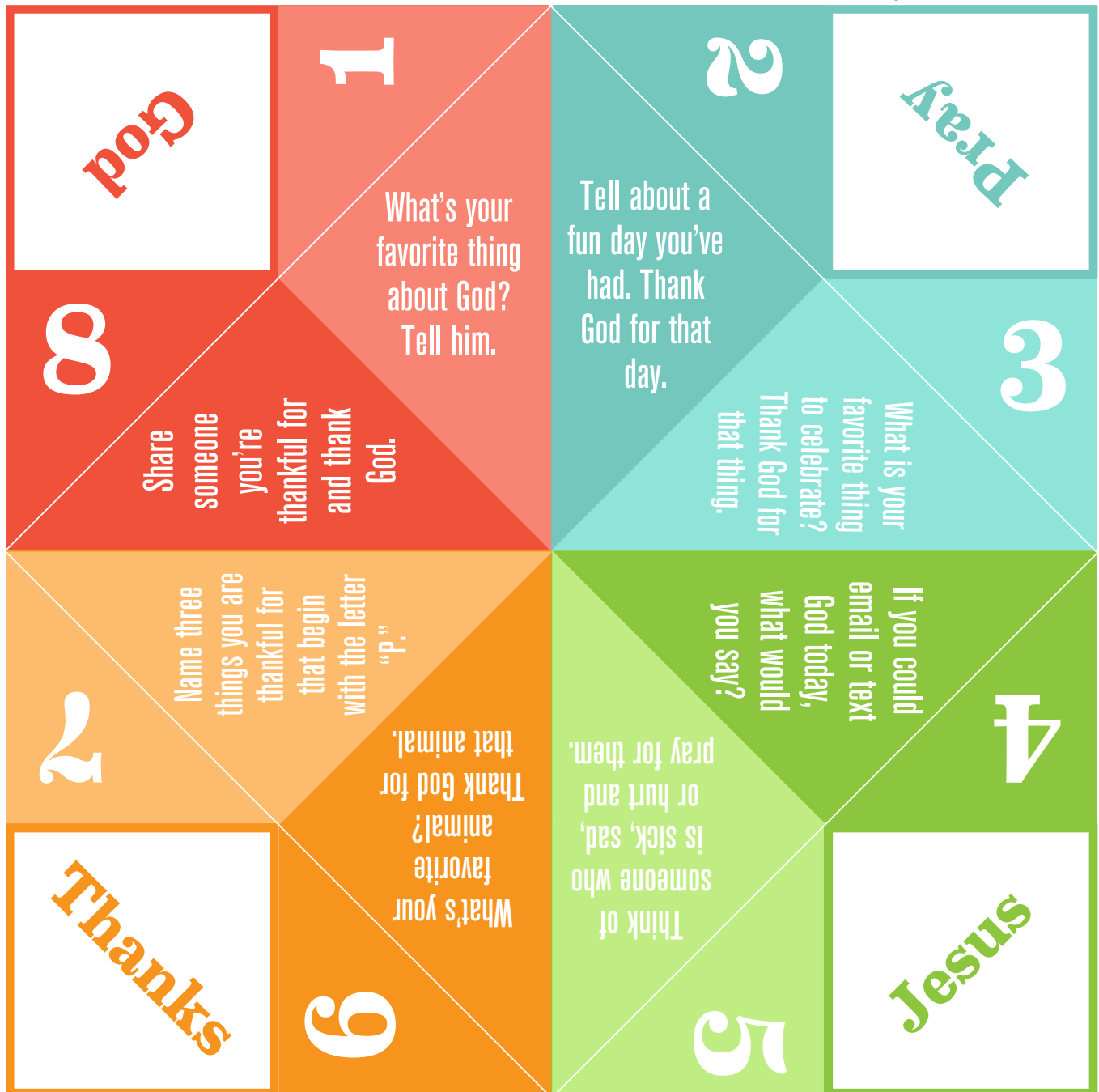


© 2022 KidsBibleTeacher.com Graphics by Lisa Glanz

# Prayer Popper

1. Have a child choose one of the words on the outside of the Prayer Popper.
2. Spell the word, moving your fingers (open or closed) with each letter.
3. Have the child choose one of the numbers showing inside the Prayer Popper. Move your fingers (open or closed) as you count each number.
4. Then have the child choose one more number from the ones shown inside the Prayer Popper.
5. This time, lift the flap with that number on it, read aloud the prayer prompt, and have one or all children share their prayer.
6. Continue as many times as you'd like

Folding instructions on the back.



childrensministry.com

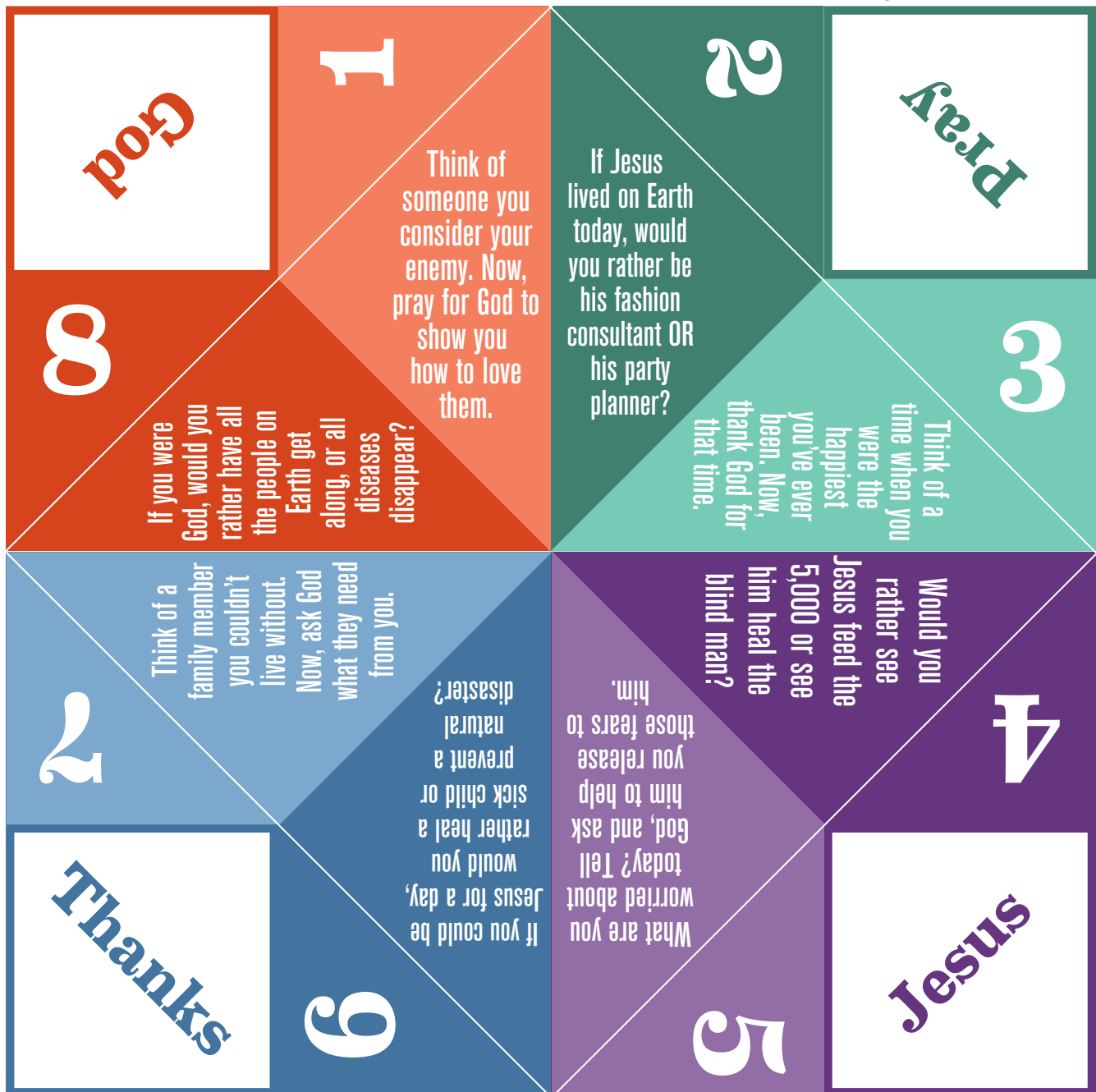
Group



# Conversation Catcher


1. Have a teenager choose one of the words on the outside of the Conversation Catcher.
2. Spell the word, moving your fingers (open or closed) with each letter.
3. Have the teenager choose one of the numbers showing inside the Conversation Catcher. Move your fingers (open or closed) as you count each number.
4. Then have the teenager choose one more number from the ones shown inside the Conversation Catcher.
5. This time, lift the flap with that number on it, read aloud the conversation prompt, and have one or all teenagers share their response.
6. Continue as many times as you'd like.
7. Allow them to take turns or even print enough catchers so they can each have one.

Folding instructions on the back.

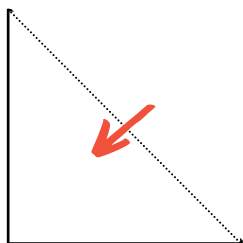


# Folding Instructions

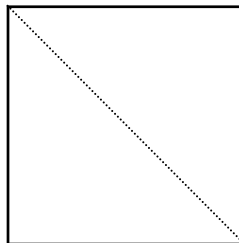
1. Cut out the square.



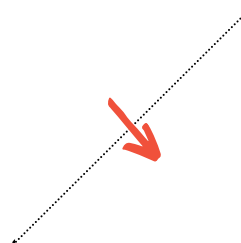
2. Fold in half at an angle.



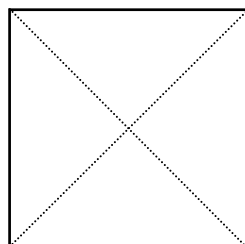
3. Unfold.



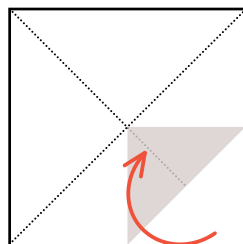
4. Fold in half from other angle.



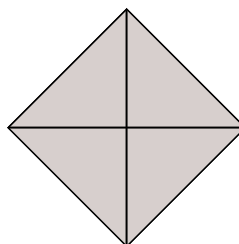
5. Unfold.



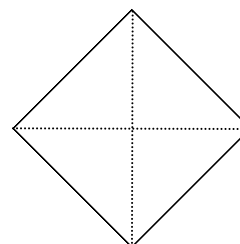
6. Fold corners into center.



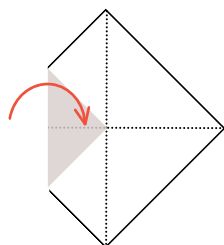
7. It should look like this.



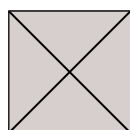
8. Flip over.



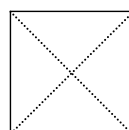
9. Fold corners into center.




10. It should look like this.



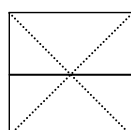
11. Flip over.



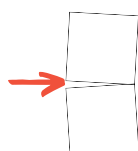
12. Fold in half.



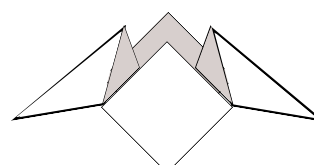
13. Unfold.



14. Fold in half the other way.



15. Now it's ready for you to use!



# CHILDREN IN THE BIBLE

When the prophet  
Samuel came to choose  
a new king, I was busy  
watching the sheep.

Who am I?

I babysat my  
little brother  
while he floated  
in a basket on  
the river. Who

am I?


My older brothers  
were jealous of  
me, especially  
when I got a  
colorful coat from  
our father. Who

am I?

I became king  
when I was just  
8 years old -  
and I helped fix  
God's temple.

Who am I?

When I was a baby,  
my mom hid me in a  
basket on the river.  
Pharaoh's daughter  
found me and raised  
me as her own. Who  
am I?



MIRIAM



JOSIAH



JOSEPH



DAVID



MOSES




# CHILDREN IN THE BIBLE

Who am I? Read the clues below and see if you can remember who each child is.

If you are having troubles, use the secret code!


My older brothers left me to watch the sheep when Samuel came to anoint a new king *and* when the army of Israel was fighting the Philistines.



I babysat my little brother while he was floating in a basket in the river.




When I was young, my parents accidentally left me behind in Jerusalem. I went to the Temple and waited for them to come back and find me.



When I was just a few years old, my mother left me in Shiloh to serve God with Eli the priest. She visited and brought me a new coat every year.




My parents were REALLY old when I was born - my dad was 100 and my mom was around 90 years old.




I had a red, hairy twin, and we didn't get along very well. That was partly my fault - I stole his blessing from our dad.




My older brothers were jealous of me, especially when I got a beautiful coat from our father.



I became king of Judah when I was only eight years old - and I repaired the temple of God.



When I was a baby, my mom placed me in a basket in a river. Later, I was adopted by Pharaoh's daughter.



A	B	C	D	E	H	I	J	L	M	O	P	R	S	U	V

# CHILDREN IN THE BIBLE


When the prophet  
Samuel came to choose  
a new king, I was busy  
watching the sheep.  
Who am I?

I babysat my  
little brother  
while he floated  
in a basket on  
the river. Who  
am I?

My older brothers  
were jealous of  
me, especially  
when I got a  
colorful coat from  
our father. Who  
am I?

I became king  
when I was just  
8 years old -  
and I helped fix  
God's temple.  
Who am I?


When I was a baby,  
my mom hid me in a  
basket on the river.  
Pharaoh's daughter  
found me and raised  
me as her own. Who  
am I?




MIRIAM



JOSIAH



JOSEPH



DAVID



MOSES





# CHILDREN IN THE BIBLE

Who am I? Read the clues below and see if you can remember who each child is.

If you are having troubles, use the secret code!

My older brothers left me to watch the sheep when Samuel came to anoint a new king *and* when the army of Israel was fighting the Philistines.

DAVID



I babysat my little brother while he was floating in a basket in the river.



MIRIAM



When I was young, my parents accidentally left me behind in Jerusalem. I went to the Temple and waited for them to come back and find me.

JESUS



When I was just a few years old, my mother left me in Shiloh to serve God with Eli the priest. She visited and brought me a new coat every year.



SAMUEL



My parents were REALLY old when I was born - my dad was 100 and my mom was around 90 years old.

ISAAC



I had a red, hairy twin, and we didn't get along very well. That was partly my fault - I stole his blessing from our dad.




JACOB



My older brothers were jealous of me, especially when I got a beautiful coat from our father.

JOSEPH



I became king of Judah when I was only eight years old - and I repaired the temple of God.



JOSIAH



When I was a baby, my mom placed me in a basket in a river. Later, I was adopted by Pharaoh's daughter.


MOSES



A	B	C	D	E	H	I	J	L	M	O	P	R	S	U	V

# ANIMALS IN THE BIBLE



Can you match the right animal to each clue?




- A lazy person should learn from me.  
(Prov. 6:6-8)

I brought bread and meat to Elijah ●

(1 Kings 17:6)



- I did not eat Daniel (Daniel 6:21-22)





- I ate the crumbs under my master's table.  
(Matthew 15:27)



- It would be a miracle for me to go through  
the eye of a needle. (Luke 18:25)




- I made food for John the Baptist (Mark 1:6)




John the Baptist ate me. (Mark 1:6) ●


I live in kings' palaces (Proverbs 30:28) ●



I had a coin in my mouth. (Matthew 17:27) ●




- God commanded the Kings of Israel not to  
have too many of me. (Deuteronomy 17:16)




I saw an angel and saved my master from it. ●

(Numbers 22:23)



David did not allow me to steal his sheep. ●

(1 Samuel 17:34-35)




# ANIMALS IN THE BIBLE

Use the clues below to fill in the crossword puzzle.

## ACROSS:

1. I had a coin in my mouth. (Matthew 17:27)
4. I ate the crumbs under my master's table. (Matthew 15:27)
6. David did not allow me to steal his sheep. (1 Samuel 17:34-35)
7. It would be a miracle for me to go through the eye of a needle. (Luke 18:25)
9. David protected me. (1 Samuel 17:34)
10. I did not eat Daniel. (Daniel 6:21-22)
11. God knows when I fall to the ground. (Matthew 10:31)
12. A lazy person should learn from me. (Prov. 6:6-8)
14. I saw an angel and saved my master from it. (Numbers 22:23)













## DOWN:

2. God commanded the Kings of Israel not to have too many of me. (Deuteronomy 17:16)
3. Spies said they felt little, like me. (Numbers 13:33)
4. Noah sent me to check on the flood water. (Genesis 8:8)
5. I brought bread and meat to Elijah. (1 Kings 17:6)
6. I made food for John the Baptist. (Mark 1:6)
8. John the Baptist ate me. (Mark 1:6)
13. I destroyed Jonah's plant. (Jonah 4:7)

# ANIMALS IN THE BIBLE

Can you match the right animal to each clue?



A lazy person should learn from me.  
(Prov. 6:6-8)

I brought bread and meat to Elijah  
(1 Kings 17:6)

I did not eat Daniel (Daniel 6:21-22)

I ate the crumbs under my master's table.  
(Matthew 15:27)

It would be a miracle for me to go through  
the eye of a needle. (Luke 18:25)

I made food for John the Baptist (Mark 1:6)

John the Baptist ate me. (Mark 1:6)

I live in kings' palaces (Proverbs 30:28)

I had a coin in my mouth. (Matthew 17:27)

God commanded the Kings of Israel not to  
have too many of me. (Deuteronomy 17:16)


I saw an angel and saved my master from it.  
(Numbers 22:23)

David did not allow me to steal his sheep.  
(1 Samuel 17:34-35)





# ANIMALS IN THE BIBLE

Use the clues below to fill in the crossword puzzle.




## ACROSS:

1. I had a coin in my mouth. (Matthew 17:27)
4. I ate the crumbs under my master's table. (Matthew 15:27)
6. David did not allow me to steal his sheep. (1 Samuel 17:34-35)
7. It would be a miracle for me to go through the eye of a needle. (Luke 18:25)
9. David protected me. (1 Samuel 17:34)
10. I did not eat Daniel. (Daniel 6:21-22)
11. God knows when I fall to the ground. (Matthew 10:31)
12. A lazy person should learn from me. (Prov. 6:6-8)
14. I saw an angel and saved my master from it. (Numbers 22:23)



## DOWN:

2. God commanded the Kings of Israel not to have too many of me. (Deuteronomy 17:16)
3. Spies said they felt little, like me. (Numbers 13:33)
4. Noah sent me to check on the flood water. (Genesis 8:8)
5. I brought bread and meat to Elijah. (1 Kings 17:6)
6. I made food for John the Baptist. (Mark 1:6)
8. John the Baptist ate me. (Mark 1:6)
13. I destroyed Jonah's plant. (Jonah 4:7)





# "I CAN GROW IN GOD" FLOWER CRAFT

## Materials Needed for Printable Flower Craft:


- One copy of the background page for each student
- One copy of the flower petals page printed on colored paper. Each page makes enough petals for three crafts.
- One copy of the leaves / stem page printed on green paper. Each page makes enough leaves and stems for six crafts.
- Crayons, colored pencils, or markers
- Scissors
- Glue or tape

## Directions for the Printable Flower Craft:
















- Have your students color the background page, as desired.
- Cut out one green leaf and one green stem. (If you have a classroom and your kids are old enough to cut the paper themselves, roughly cut the pieces apart so each student has one leaf and one stem. Allow them to cut on the lines themselves.)
- Glue the stem to the background page.
- Cut out five petals. (Again, if your kids are old enough to cut the paper themselves, roughly cut out the petals in strips of five and allow your students to cut out the individual petals.)
- Gently fold the petals and the leaf in half the long way. Open them back up. Use a dot of glue or double sided tape at one end of the petal and put it at the top of the stem. Repeat with the other four petals, circling around the stem top.
- Use glue or tape to stick the flower center circle on top of the ends of the petals.
- Finally, attach the leaf to the stem.



I CAN GROW IN GOD!



Flower Petals: You will need five petals per student.



Flower Stem and Leaves: You will need one stem, one leaf, and one circular center for each student.

